

ENDLESS DESIGN POSSIBILITIES

INTRODUCING THE

Hardie™ Architectural Collection

Distinctive design, engineered to last.

Hardie® Artisan Siding

Offering gorgeous, deep shadow lines and extra thick boards, Hardie® Artisan siding will set your home apart. The 5/8-inch thickness and unique features of Hardie® Artisan siding provide precise fit and finish as well as the freedom to miter corners for attractive, streamlined styling.

LOCK JOINT SYSTEM


Hardie® Artisan siding flat wall profiles have a lock joint system that helps enable faster, cleaner installation. Orient vertically, horizontally or use as soffit.

MITERED CORNERS

Add sophistication to your design with mitered corners that can be crafted on-site with any Hardie® Artisan profile.




Lock
Joint



Mitered
Corners



Hardie® Artisan Siding



Lap Siding


Lap Siding

Thickness 5/8 in

Width	7.25 in (6 in exposure)	8.25 in (7 in exposure)
Length	12 ft	12 ft
Pcs/Pallet	144	125
Finish	Primed	Primed



FLAT WALL PROFILES



Shiplap

Shiplap

Thickness 5/8 in

Width	10.25 in (9 in exposure)
Length	12 ft
Pcs/Pallet	105
Finish	Primed




V-Groove

V-Groove

Thickness 5/8 in

Width	8.25 in (7 in exposure)
Length	12 ft
Pcs/Pallet	126
Finish	Primed



Square Channel

Square Channel

Thickness 5/8 in

Width	10.25 in (9 in exposure)
Length	12 ft
Pcs/Pallet	105
Finish	Primed

